

Pitch:2.54*2.54mm(0.1"*0.1")

Female Header Right Angle Dip Type

FHBXXX Series

Technical Data

Material:

Contact material: Brass

Insulator material:Black polyester UL94V-0

Standard:PBT+30%G.F

Electrical:

Current rating: 3Amps/contact max.

Contact resistance: $\leq 20\text{m}\Omega/\text{contact}$

Insulation resistance: $\geq 1000\text{M}\Omega$ at $V=100\text{V}$

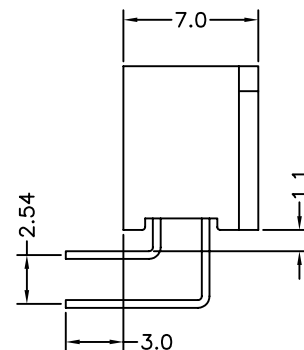
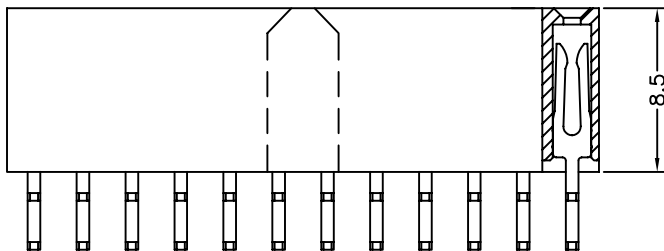
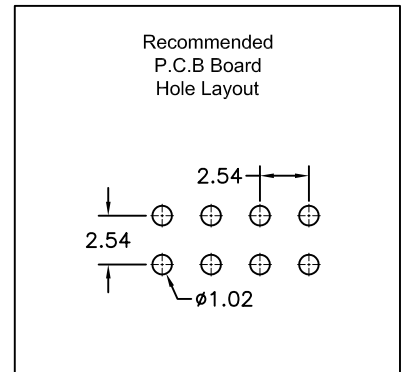
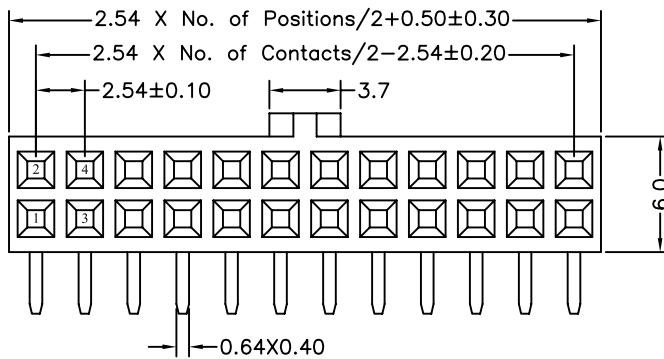
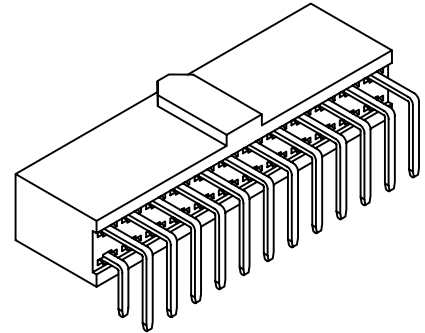
Withstanding voltage:550V AC/minute

Mechanical:

Operating temperatures: Gold plated:-55° C to+105° C

Tin plated:-40° C to+105° C

Soldering temperature: +220° C,10s max.



FHB	X	850	- Y	XX	X	X	B	XX
Row Option 1 Single Row 2 Dual Row		No. of Position 06 to 80		Plating Option A G/F B Au3μ" C Au5μ" D Au10μ" E Au15μ" S Special		Insulator Material Option A BK-PBT B BK-PA66 C BK-PA6T D BK-PA46 F BK-LCP S Special		Pin Length 01~99