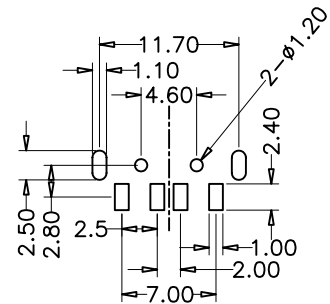
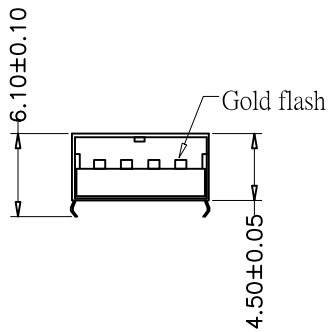



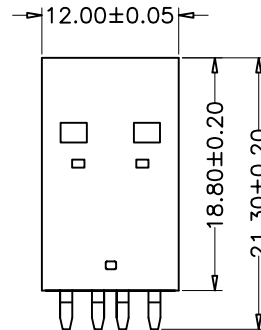
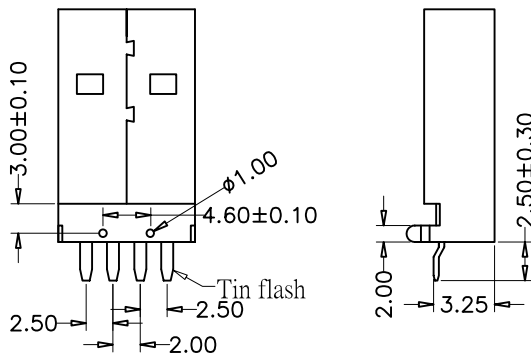
# USB A Type Male Straight 4 Pin

## SPECIFICATIONS

Current Rating:	1.0 AMP
Insulator resistance:	1000 Megohms Min.
Dielectric Withstanding:	AC 500V
Contact Resistance:	30M Ω MAX.
Operating Temp. :	-20°C ~ + 85°C
Contact Material:	Copper Alloy
Insulator Material:	PBT UL94V-0 ROHS
Contact Plated:	Selective Plated
Shell Material	SPCC
Shell Plated	Ni Plated



**Recommended P.C.B Layout**



How to order the Part No. (Please replace "X" with appropriate coding listed in the tables below.)

U	X	X	X	X	XX	-	X	X	X	-	XX
Connector Type	Gender	Versions		Deck Options	Pin NO	Contact Plating		Shell Plating	Housing Colour	Glide NO	
A: A Type B: B Type C: C Type P: P Type H: H Type V: V Type	M Male/Plug F Female /Receptacle	D DIP Type M SMT Type S Soldering		1 Single Deck 2 Double Deck 3 Triple Deck	04 4Pin 08 8Pin	1 Tin 2 Gold Flash 3 Gold/Tin 4 Gold3μ" 5 Gold5μ" 6 Gold10μ" 7 Gold30μ"		1 Tin 2 Nickel 3 Stainless Steel S Special	B Block N Beige W White	01-99	