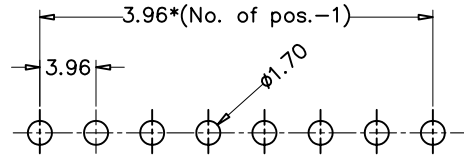
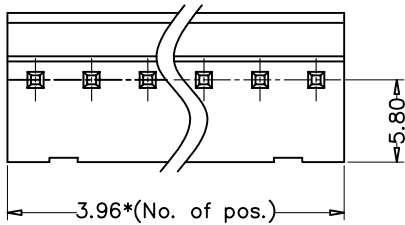



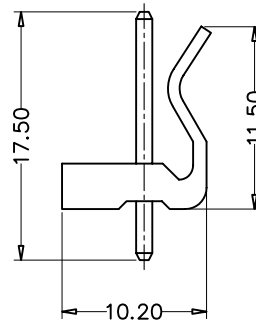
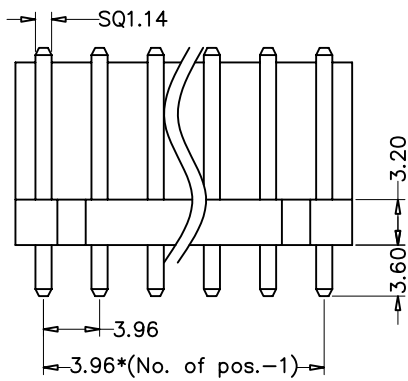
3.96mm(0.156") Wafer Single Row Straight 02 to 20 Contacts

SPECIFICATIONS

Current Rating:	6.5 Amp
Voltage Rating:	AC 150V
Withstand Voltage:	AC 1500V
Insulator Resistance:	1000 Megohms min.
Operating Temp. :	-25°C ~ +85°C
Insulator Material:	PA-66(UL94V-0) ROHS
Contact Material:	Brass
Plated(*Standard):	Tin Plated



Recommended P.C.B Layout



How to order the Part No. (Please replace "X" with appropriate coding listed in the tables below.)

W	X
Pitch	
B	0.80mm
C	1.00mm
D	1.25mm
F	2.00mm
G	2.50mm
H	2.54mm
I	3.96mm
K	5.08mm

X	
Versions	
A	180°
B	90°
C	SMT

X	
Row Option	
1	Single Row
2	Dual Row

XX	--
Pin NO	
02 to 20	

X	
Connector Type	
A:	A Type
B:	B Type

XX	--
Contact Plating	

XX	--
Glide NO	
01-99	