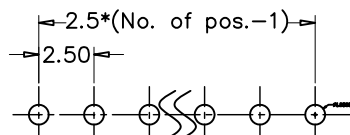
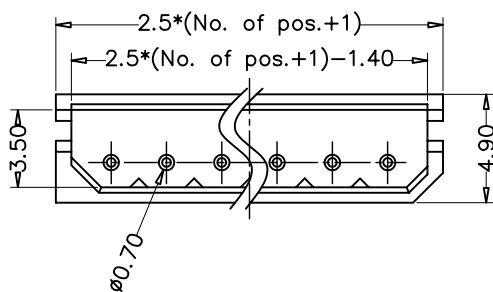



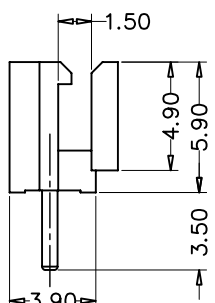
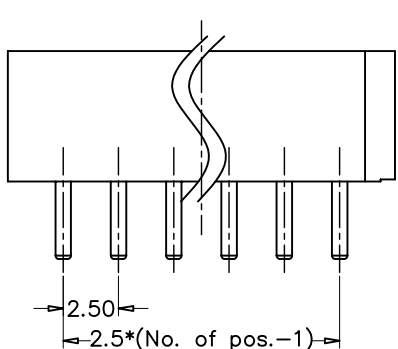
2.5mm(0.1") Wafer Single Row Straight 02 to 16 Contacts

SPECIFICATIONS

Current Rating:	3A AC, DC
Voltage Rating:	250V AC, DC
Dielectric Withstanding:	AC 800VAC/minute
Insulation Resistance:	1000MΩ min
Contact Resistance:	20m Ω max
Temperature Range:	-25° C~+85° C
Material:	PA66 UL 94V-0 ROHS
Contact Material:	BRASS
Plated(*Standard):	Tin Plated



Recommended P.C.B Layout



How to order the Part No. (Please replace "X" with appropriate coding listed in the tables below.)

W X

Pitch	
B	0.80mm
C	1.00mm
D	1.25mm
F	2.00mm
G	2.50mm
H	2.54mm
I	3.96mm
K	5.08mm

X

Versions	
A	180°
B	90°
C	SMT

X

Row Option	
1	Single Row
2	Dual Row

XX --

Pin NO	
02 to 20	

X

Connector Type	
A:	A Type
B:	B Type

XX --

Contact Plating	
01	Tin
02	Gold Flash
03	Gold/Tin

XX

Glide NO	
01-99	