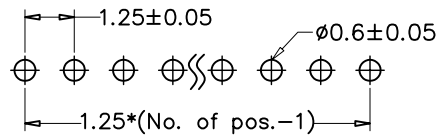
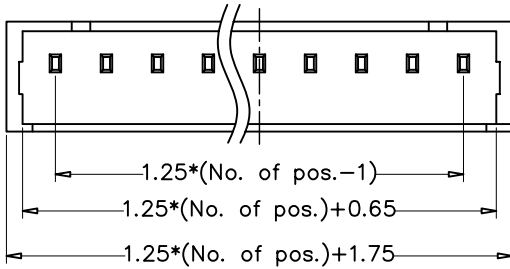


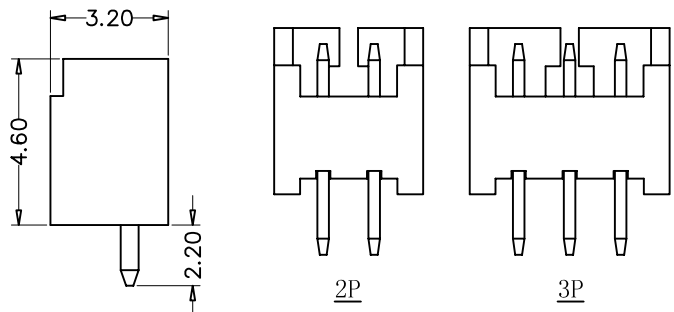
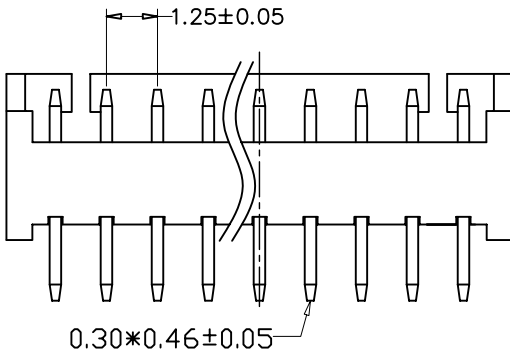
1.25mm(0.0492") Wafer Single Row Straight 02 to 15 Contacts

SPECIFICATIONS

Current Rating:	1 Amp
Insulator Resistance:	500 Megohms min.
Dielectric Withstanding:	AC 500V
Operating Temp. :	-25°C ~ +80°C
Insulator Material:	PA-46 UL94V-0 ROHS
Contact Material:	Brass
Plated(*Standard):	Tin Plated



Recommended P.C.B Layout



How to order the Part No. (Please replace "X" with appropriate coding listed in the tables below.)

W	X	X	X	XX	--	X	XX	--	XX
Pitch	Versions	Row Option	Pin NO	--	Connector Type	Contact Plating	Glide NO		
B 0.80mm C 1.00mm D 1.25mm F 2.00mm G 2.50mm H 2.54mm I 3.96mm K 5.08mm	A 180° B 90° C SMT	1 Single Row 2 Dual Row	02 to 20		A: A Type B: B Type	01 Tin 02 Gold Flash 03 Gold/Tin	01-99		