

0.3mm(0.012") FPC SMT ZIF 13 to 71 Contacts

SPECIFICATIONS

1. MATERIAL:

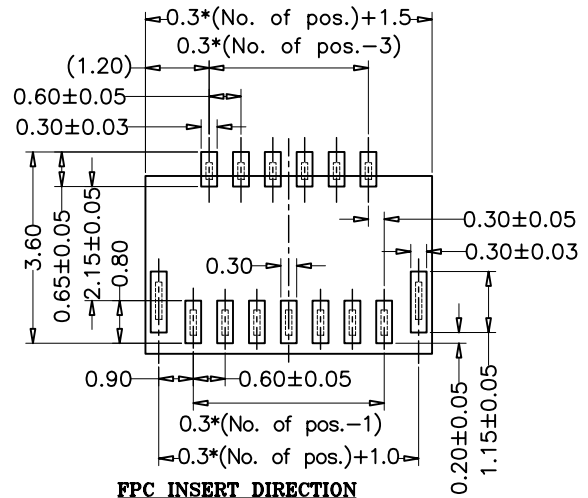
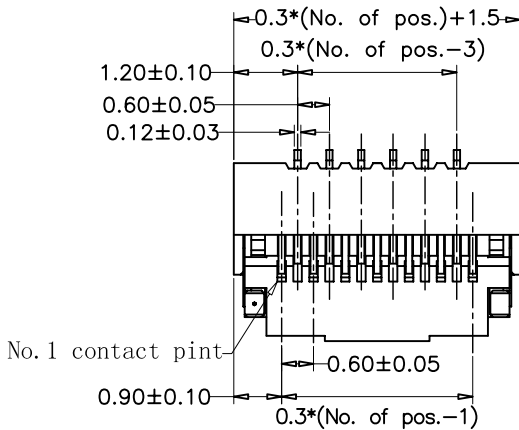

HOUSING:LCP UL94V-0 ROHS
 ACTUATOR:LCP UL94V-0 ROHS
 TERMINAL:PHOSPHOR BRONZE
 STOPPER:PHOSPHOR BRONZE

2. PLATING:

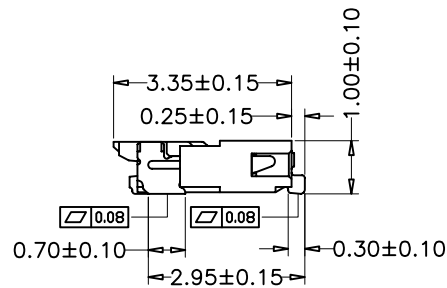
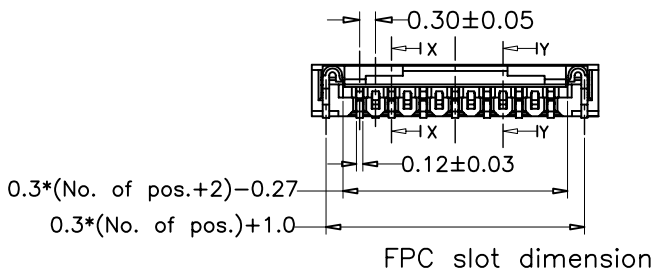
TERMINAL:GOLD PLATED
 STOPPER:TIN OVER NICKEL

3. RATING:

OPERATING VOLTAGE:30V
 CURRENT RATING:0.2A
 OPERATING TEMPERATURE:-25°C~+85°C



**FPC INSERT DIRECTION
PCB Layout**



How to order the Part No. (Please replace "X" with appropriate coding listed in the tables below.)

F	X	X	X	XX	X	X	--	XX
Pitch	Versions	Row Option	Pin NO	Contact Plating	Connector Type	Glide NO		
A 0.30mm B 0.50mm C 0.80mm D 1.00mm E 1.25mm	A 180° B 90° C SMT	1 Single Row 2 Dual Row	02 to 50	01 Tin 02 Gold Flash 03 Gold/Tin	A A Type B B Type	01-99		